

PATENT SPECIFICATION

(11) 1 559 058

1 559 058

- (21) Application No. 50831/77 (22) Filed 6 Dec. 1977
(31) Convention Application No. 753 511
(32) Filed 21 Dec. 1976 in
(33) United States of America (US)
(44) Complete Specification published 16 Jan. 1980
(51) INT CL³ C08L 71/04; C08K 5/52 (C08L 71/04, 25/10, 27/18, 53/02)
(52) Index at acceptance
C3R 36C C12 C13P C23 C27 C5B1 C8P L1B L2CX L4C
C3M 102 127A 146A 159 202 C
(72) Inventors WILLIAM ROBERT HAAF, GIM FUN LEE, Jr and
ROBERT ALFRED WILLIAMS



(54) IMPROVEMENTS IN DRIP-RETARDANT COMPOSITIONS

(71) We, GENERAL ELECTRIC COMPANY, a corporation organized and existing under the laws of the laws of the State of New York, United States of America, of 1 River Road, Schenectady 12305, State of New York, United States of America, do hereby declare the invention, for which we pray that a patent may be granted to us, and the method by which it is to be performed, to be particularly described in and by the following statement:—

The present invention relates to improvements in drip-retardant compositions and in particular to plasticized thermoplastic polyphenylene ether compositions which contain, as a drip-retardant additive, a microfibrillar poly (tetrafluoroethylene) resin. The compositions of this invention possess improved drip retardancy even when subjected to stringent test conditions which more closely simulate real large-scale fire situations than prior art test methods. The present compositions can optionally include impact modifiers for the polyphenylene ether resin, such as A-B-A¹ block copolymers, e.g., polystyrene-polybutadiene-polystyrene.

The polyphenylene ether resins are well known in the art as a class of thermoplastics which possess a number of outstanding physical properties. They can be prepared, in general, by oxidative and non-oxidative methods, such as are disclosed, for example, in Hay, U.S. Patents No. 3,306,874 and 3,306,875 and Stamatoff, U.S. Patents No. 3,257,357 and 3,257,358.

It is known that when the polyphenylene ether resins are combined with styrene resins, such as crystal grade homopolystyrene or high impact rubber modified polystyrene, there are obtained compositions having many properties which are improved over those of either the polyphenylene ether or polystyrene alone. Moreover, these respective polymers are combinable in virtually all proportions, e.g., from 1 to 99 parts of polyphenylene ether to 99 to 1 parts of polystyrene. Examples of polyphenylene ether-polystyrene compositions are disclosed in Cizek, U.S. Patent No. 3,383,435.

In recent years, there has been increasing concern about the performance and safety of thermoplastic materials, including the afore-mentioned polyphenylene compositions during real-life fire situation. One of the potential hazards presented by the presence of thermoplastics in fires is that they can contribute to fire spread by dripping flaming and/or molten resin.

Of particular interest herein are plasticized thermoplastic compositions comprised of a polyphenylene ether resin, plasticizer(s) present in plasticizing amounts, and optionally, impact modifiers such as rubber-modified, high-impact polystyrene resins or A-B-A¹ block elastomeric copolymers. These compositions have now been investigated under test conditions which are even more closely related to real-life large-scale fire conditions than are more conventional and more widely used tests such as the Underwriters Laboratories Bulletin No. 94 critical burning test.

The UL-94 test is generally carried out by preparing a molded test piece of 5" x 1/2" x 1/16", supporting the sample vertically, and igniting it. If the sample does not form flowing droplets sufficient to ignite a piece of cotton held 12 inches beneath and extinguishes itself within an average of 5 seconds after each of two 10-second ignitions, the composition is deemed to be non-dripping and flame-retardant to

the point where it satisfies the V-0 requirements of the Underwriters' Laboratories. If the test sample extinguishes itself within 30 seconds, after two 10-second ignitions, the composition is deemed to be flame-retardant and non-dripping in satisfaction of the V-1 requirements.

5 Because the heat flux generated during the usual Underwriters' Laboratories Bulletin No. 94 test is relatively small in comparison with heat flow which prevails during real, large-scale fires, the following test has now been devised which more closely simulates reality than the UL-94 test:

10 The barrel of a Bunsen burner is screwed down (clockwise) so that the air ports are closed. The gas flow is adjusted to produce a blue/yellow flame of approximately 5—6 inches in height. A 5" x 1/2" x 1/16" test sample is suspended vertically in the center of the flame and about 3/8" above the burner top, until either dripping takes place or 5 minutes of continuous ignition time has elapsed.

15 The above procedure is hereinafter referred to as the "flame bath" test, because the test specimen is literally immersed in flames during the test.

20 It has now been surprisingly discovered that the "dripping" (as measured by both the 1/16" UL-94 and "flame bath" tests) of plasticized compositions of a polyphenylene ether resin and a plasticizer can be greatly retarded or completely prevented by the incorporation of microfibrillar poly(tetrafluoroethylene) in relatively small amounts. It has been previously proposed, in co-pending British Patent Application No. 48790/75 (Serial No. 1526068) that poly(tetrafluoroethylene) acts as an effective drip-retarding agent for self-extinguishing polyphenylene ether compositions which contain flame retarding agents. However, it has not been previously recognized that a particular kind of poly(tetrafluoroethylene), namely microfibrillar poly(tetrafluoroethylene), is a remarkably effective drip-retarding agent in plasticized polyphenylene ether compositions, even in the absence of flame retarding additives.

25 Accordingly, the present invention provides in its broadest aspects, a drip-retardant plasticized thermoplastic composition which comprises, in admixture:

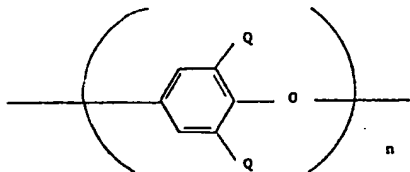
30 (a) a polyphenylene ether resin;

(b) a plasticizer in an amount at least sufficient to provide a plasticized composition after molding; and

35 (c) a microfibrillar poly(tetra-fluoroethylene) resin in an amount at least sufficient to render said thermoplastic composition non-dripping when molten and/or burning.

As employed herein the term "plasticized" is used to describe compositions having a sufficient amount of a plasticizer which reduces the temperature required for extrusion by at least 50 to 100°F. as compared to the analogous unplasticized compositions.

40 The polyphenylene ether resin (a) is preferably of the type having the structural formula:



45 wherein the oxygen ether atom of one unit is connected to the benzene nucleus of the next adjoining unit, n is positive and is at least 50, and each Q is hydrogen or a monovalent substituent selected from halogen, hydrocarbon radicals free of a tertiary alpha-carbon atom, halohydrocarbon radicals having at least two carbon atoms between the halogen atom and the phenyl nucleus, hydrocarbonoxy radicals and halohydrocarbonoxy radicals having at least two carbon atoms between the halogen atom and the phenyl nucleus

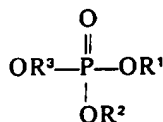
50 A more preferred class of polyphenylene ether resins for the compositions of this invention includes those of the above formula wherein each Q is alkyl, most preferably having from 1 to 4 carbon atoms. Illustratively, members of this class

include poly(2,6-dimethyl-1,4-phenyl)ether; poly(2,6-diethyl-1,4-phenylene)ether; poly(2-methyl-6-ethyl-1,4-phenylene)ether; poly(2-methyl-6-propyl-1,4-phenylene)ether; poly(2,6-dipropyl-1,4-phenylene)ether; and poly(2-ethyl-6-propyl-1,4-phenylene)ether.

Especially preferred is poly(2,6-dimethyl-1,4-phenylene)ether, preferably having an intrinsic viscosity of about 0.45 deciliters per gram (dl./g.) as measured in chloroform at 30°C.

The choice of a plasticizer is not critical and any of the conventional materials used for this purpose can be employed. Preferably, component (b) will be selected from among phthalate and phosphate plasticizing materials, and especially phosphate plasticizers.

The phosphate plasticizer is preferably a compound of the formula:



wherein R¹, R² and R³ are the same or different and are alkyl, cycloalkyl, aryl, alkyl substituted aryl, aryl substituted alkyl, hydroxyalkyl, hydroxyaryl, hydroxyalkaryl, halogen, haloaryl, and hydrogen and halogen substituted aryl.

Examples include cresyl diphenyl phosphate, 2-ethylhexyl diphenyl phosphate, tricresyl phosphate, triisopropylphenyl phosphate, triphenyl phosphate, triethyl phosphate, dibutyl phenyl phosphate, diethyl phosphate, cresyl diphenyl phosphate, isooctyl diphenyl phosphate, tributyl phosphate, 2-ethylhexyl diphenyl phosphate, isodecyl diphenyl phosphate, isodecyl dicresyl phosphate, didecyl cresyl phosphate, tri-*n*-hexyl phosphate, di-*n*-octyl phenyl phosphate, di-2-ethylhexyl phenyl and tri-2-ethylhexyl phosphate tri(polychlorophenyl) phosphate or mixtures thereof. Especially preferred is triphenyl phosphate.

Examples of phthalate plasticizers include dibenzyl phthalate, phenyl cresyl phthalate, diethyl phthalate, dimethyl phthalate, phenyl benzyl phthalate, butyl benzyl phthalate, butyl cyclohexyl phthalate, dibutyl phthalate, octyl cresyl phthalate, diphenyl phthalate, di-*n*-hexyl phthalate, disohexyl phthalate, butyl octyl phthalate, butyl decyl phthalate, di-isooctyl phthalate, di-2-ethylhexyl phthalate, di-*n*-octyl phthalate, diisononyl phthalate, diisodecyl phthalate, di-2-propyl heptyl phthalate, di-*n*-nonyl phthalate, di-*n*-decyl phthalate and ditridecyl phthalate.

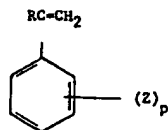
The plasticizer (b) is added in amounts which will be sufficient to provide a plasticized composition within the meaning of the term described above. In general, the plasticizer is present in amounts ranging from 15 to 65 parts of plasticizer per 100 parts of total resin. Preferably, from 20 to 45 parts of plasticizer per 100 parts of total resin are employed.

The drip-retarding additive (c) of the present positions must be a microfibrillar poly(tetrafluoroethylene) resin. By "microfibrillar", it is meant that the resin forms microfibrils upon being rubbed between the palms or one's hand. Such resins are commercially available or can be prepared by known methods. An example of a commercially available microfibrillar polytetrafluoroethylene resin is TEFLON Type 6, sold by the DuPont Company (TEFLON is a Registered Trade Mark).

Amounts of the microfibrillar poly(tetrafluoroethylene) resin will vary, depending on the particular needs of the composition, it being essential only that a sufficient amount is added to render the composition non-dripping or drip-retardant in accordance with the above-mentioned UL-94 test and more severe "flame bath" test. In general, amounts are selected which range from 0.1 to 5 parts per 100 parts of the composition, preferably from 0.5 to 1 part per 100 parts of the composition, based on components (a) and (b) combined.

The present compositions can also include impact modifiers, such as polystyrene resins which have been blended or co-polymerized with materials which are elastomeric at room temperature, e.g., 20° to 25°C.

The preferred styrene resins will be those having at least 25% by weight of repeating units derived from a vinyl aromatic compounds of the formula:



wherein R is hydrogen, (lower) alkyl or halogen; Z is vinyl, halogen or (lower) alkyl; and p is 0 or an integer of from 1 to the number of replaceable hydrogen atoms on the benzene nucleus. Herein the term "(lower)alkyl" means alkyl from 1 to 6 carbon atoms.

The general formula above includes, by way of illustration, homopolymers such as homopolystyrene and monochloropolystyrene, the modified polystyrenes, such as rubber modified high impact polystyrene, i.e., polystyrene which has been blended or grafted with natural or synthetic elastomers such as poly-butadiene, styrene-butadiene, or EPDM, and styrene containing copolymers such as the styrene acrylonitrile copolymers, styrene butadiene copolymers, styrene acrylonitrile- α -alkyl styrene copolymers, styrene-acrylonitrile-butadiene copolymers, poly- α -methyl-styrene, copolymers of ethylvinylbenzene, divinylbenzene and styrene maleic anhydride copolymers, and block copolymers of styrene-butadiene and styrene-butadiene-styrene.

Preferred impact modifiers include A-B-A' block copolymers. In general, these resins comprise a polymerized center block B which is derived from a conjugated diene, e.g., butadiene, isoprene, or 1,3-pentadiene, and polymerized terminal blocks A and A' which are derived from vinyl aromatic compounds, e.g., styrene, α -methyl styrene, vinyl toluene vinyl xylene and vinyl naphthalene. Preferably the A-B-A' block copolymer will have terminal blocks A and A' comprised of polystyrene and a center block comprised of polybutadiene.

The linear A-B-A' block copolymers are made by an organometallic initiated polymerization process using, for example, sodium or lithium metal or an organic derivative thereof. The diene monomers can be polymerized with a monofunctional or difunctional initiator, as is described in Kennedy et al, Interscience Publishers, Vol. 23, Part II (1969), pages 553-559. Other methods of preparing these block copolymers are described in Zelinski, U.S. Patent No. 3,251,905 and Holden et al, U.S. Patent No. 3,231,635.

Commercially available A-B-A' block copolymers include Kraton X-4119, a polystyrene-polybutadiene-polystyrene block copolymer containing 20 weight % of mineral oil, and the Kratons designated as K-1101 (polystyrene polybutadiene-polystyrene), K-1102 (polystyrene-polybutadiene-polystyrene), and K-1107 (polystyrene-polyisoprene-polystyrene), all from Shell Chemical Co., Polymers Division.

Hydrogenated A-B-A' block copolymers can also be used as impact modifiers in the present compositions. These are prepared by techniques which are well known in the art. See, for instance, the disclosure in Jones, U.S. Patent No. 3,431,323. A preferred commercially available copolymer of this type is Shell Chemical's KG-6521 resin.

If an impact modifier is employed it should be employed at 3 to 15 parts by weight per 100 parts by weight of components (a) and (b).

A preferred family of compositions will include a flame retardant amount of a flame retardant agent. Obviously, the flame retardant agent can comprise plasticizer component (b) if (b) itself is a flame retardant and is present in flame retardant amounts.

Other ingredients, such as fillers, reinforcements, pigments, stabilizers, and lubricants, may be added for their conventional purposes.

The manner in which the present compositions are prepared is not critical and conventional methods can be employed. Preferably, however, each of the ingredients is added as part of a blend premix, and the latter is passed through an extruder at an extrusion temperature of from 450 to 550°F., dependent on the needs of the particular composition. The strands emerging from the extruder may be cooled, chopped into pellets, and molded or calendered to any desired shape.

The following examples are illustrative of the compositions of this invention. They are not intended to limit the invention in any manner.

EXAMPLES 1-11

The following blends were prepared and tested for flame retardancy. All parts are by weight.

Example	Poly(2,6-dimethyl-1,4-phenylene)ether	TPPa	Decabromodiphenyl ether	A-B-A' block copolymer ^b	Hydrogenated A-B-A' block copolymer ^c	PE ^d	PTFE ^e
1 (control)	70	30	-	-	-	-	-
2	70	30	-	-	-	-	1.0
3 (control)	70	30	20	-	-	-	-
4	70	30	20	-	-	-	1.0
5* (control)	80	20	-	5	-	-	-
6*	80	20	-	5	-	-	0.5
7*	80	20	-	5	-	-	1.0
8* (control)	80	20	*	-	5	-	-
9*	80	20	-	-	5	-	0.5
10 (control)	85	15	-	-	5	3	-
11	85	15	-	-	5	3	1.0

a triphenylphosphate

b K1011, Shell Chemical Co.

c KG 6521, Shell Chemical Co.

d polyethylene

e microfibillar poly(tetrafluoroethylene), TEFLON 6, DuPont Co.

* also contain 0.5 parts of tridecyl phosphite, 0.15 parts zinc sulfide and 0.15 parts zinc oxide

The dripping test results and flame retarding properties for the above compositions are shown in the following table.

TABLE
FLAME TEST RESULTS

Example	Oxygen Index	1/16" UL-94 (sec/sec.)	"Flame Bath"
1	—	1/2, 1/3, 1/2 1/3 drip, 1/2	Dripping after 16-18 seconds of exposure
2	—	0/0, 0/2, 1/2, 0/1, 0/1	Dripping after 55-65 seconds
3	—	0/0, 0/0, 0/1 0/0, 0/0	Dripping after 21-25 seconds
4	—	0/0, 0/0, 0/0, 0/0, 0/0	Dripping after 80-84 seconds
5	0.386	0/2, 1/1, 1/1, 1/1, 0/1	Dripping after 50-55 seconds
6	0.338	0/1, 0/2, 0/1 0/1, 0/1	No dripping during first 300 seconds of ignition; during that time, test sample shriveled up and burned to form a solid high integrity char
7	0.355	1/0, 0/2, 0/0, 0/1, 0/0	Same results as for Example 6
8	—	1/1, 1/1, 0/1 1/1, 0/1	Dripping after 55 seconds
9	—	0/1, 0/1, 0/1 0/0, 0/1	Same results as for Example 6
10	—	—	Dripping after 36 seconds
11	—	—	Same results as for Example 6

5 It was of further interest to learn whether or not compositions containing microfibrillar poly (tetrafluoroethylene) would also resist dripping in the presence of radiant heat alone, that is, in the molten state and in the absence of char-promoting flame. Just as in the case of a flame-producing fire, a thermoplastic material which drips in the presence of radiant heat is also hazardous. The dripping behaviour of thermoplastics in the presence of radiant heat was evaluated using the following test procedure: 10

15 A test specimen measuring 5" x 1/2" x 1/16" was clamped at its top edge and held vertically with its 5" x 1/2" surface parallel to a radiant panel located about 2 1/4" away. A weight of 42.0 grams was clamped to its bottom edge to prevent "curling", i.e., physical distortion by bending or twisting, of the test specimen under the influence of radiant heat. The temperature at the surface of the test specimen was estimated to be 250°C. 15

Under these test conditions, a slight surface charring took place on the test specimen, but no flaming of the specimens occurred at any time

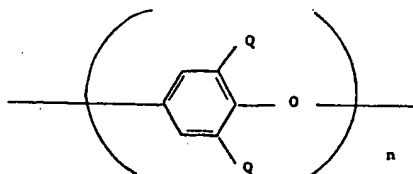
A composition made up of 80 parts of poly(2,6-dimethyl-1,4-phenylene)ether resin, 20 parts of triphenylphosphate and 5.0 parts of K1101 styrene-butadiene-styrene block copolymer was tested using the above procedure, and dripping occurred after 55 seconds of exposure to the heated panel. The same composition was tested again, except that 0.5 parts of microfibrillar poly (tetrafluoroethylene), TEFLON 6 was added. With this composition, dripping did not occur until 242 seconds of exposure had elapsed. The test was again repeated using 1.0 parts of TEFLON 6 in the composition, and dripping did not occur even after 900 seconds of exposure.

It is shown from this test that the drip-retarding effect of microfibrillar poly (tetrafluoroethylene) is present regardless of whether heavy char formation takes place. The above tests indicate that the compositions of the present invention will resist dripping or sagging during real, large-scale fire conditions, which involve a combination of large radiant heat flow and flames.

WHAT WE CLAIM IS:—

1. A drip-retardant, plasticized thermoplastic composition which comprises, in admixture; a polyphenylene ether resin; a plasticizer and a microfibrillar poly(tetrafluoroethylene) resin.

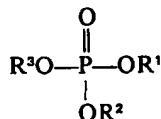
2. A composition as claimed in claim 1 wherein the polyphenylene ether resin has the formula:



wherein the oxygen ether atom of one unit is connected to the benzene nucleus of the next adjoining unit, n is at least 50, and each Q is hydrogen or a monovalent substituent selected from halogen, hydrocarbon radicals free of a tertiary alpha-carbon atom, halohydrocarbon and halohydrocarboxy radicals having at least two carbon atoms between the halogen atom and the phenyl nucleus and hydrocarboxy radicals.

3. A composition as claimed in claim 1 or claim 2 wherein the polyphenylene ether resin is poly(2,6-dimethyl-1,4-phenylene)ether.

4. A composition as claimed in any one of the preceding claims wherein the plasticizer is a compound of the formula:



wherein R¹, R² and R³ are the same or different and are alkyl, cycloalkyl, aryl, alkyl, substituted aryl, aryl substituted alkyl, hydroxyalkyl, hydroxyalkaryl, halogen, haloaryl or hydrogen.

5. A composition as claimed in any one of the preceding claims wherein said plasticizer is a wholly aromatic phosphate plasticizer.

6. A composition as claimed in any one of the preceding claims wherein said plasticizer is triphenylphosphate.

7. A composition as claimed in any one of the preceding claims wherein said poly (tetrafluoroethylene) resin is present in the amount of 0.1 to 5 parts by weight per 100 parts of the total weight of the polyphenylene ether and plasticizer.

8. A composition as claimed in any one of the preceding claims which includes an impact modifier.

9. A composition as claimed in claim 8 wherein the impact modifier is an A-B-A' block copolymer wherein terminal blocks A and A' are polymers of a vinyl aromatic compound and center block B is a polymer of a conjugated diene.

10. A composition as claimed in claim 9 wherein said A-B-A' block copolymer is a styrene-butadiene-styrene block copolymer.

11. A composition as claimed in claim 9 wherein said A-B-A' block copolymer is a hydrogenated A-B-A' block copolymer.

12. A composition as claimed in claim 11 wherein said hydrogenated A-B-A' block copolymer is a hydrogenated styrene-butadiene-styrene block copolymer.

13. A composition as claimed in claim 8 wherein the impact modifier is a rubber-modified, high impact polystyrene.

14. A composition as claimed in any one of the preceding claims which contains a flame retardant agent.

15. A composition as claimed in any one of the preceding claims in which said plasticizer is a flame retardant agent.

16. A drip retardant, plasticized thermoplastic composition as claimed in claim 1, substantially as hereinbefore described in any one of Examples 2, 4, 6, 7, 9 and 11.

MICHAEL BURNSIDE & PARTNERS,
Agent for the Applicants.